


First Grade

Summer Packet



Name: _____

Name: _____

Date: _____




Hail Mary

Hail Mary, full of Grace, the Lord is with thee.
Blessed art thou among women, and blessed is the
fruit of your womb, Jesus.
Holy Mary, Mother of God, pray for us sinners, now
and at the hour of our death. Amen.

Prayers for Young Catholics compiled by Daughters of St Paul

Our Father



Our Father, who art in heaven,
hallowed be thy name.

Thy kingdom come, thy will be
done on earth as it is in heaven.

Give us this day our daily

bread, and forgive us our

trespasses, as we forgive those

who trespass against us.

And lead us not into temptation,

but deliver us from evil.

Amen.

Z X W V

u n o p s r s u

o o o e f g u n i k

S J U W A D S Z X W V


C K I W A I K O P O R

A B C D E F G H I

Name: _____

Name: _____

Trace Lowercase Letters




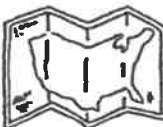


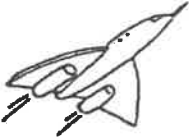


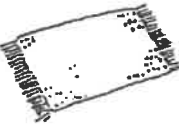
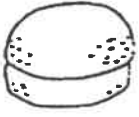






SAME-VOWEL WORD FAMILIES WITH PICTURES

Same-Vowel Word Families

Circle the correct word.

Name _____

<p>1</p>  <p>fat fan pan</p>	<p>2</p>  <p>had hot hat</p>	<p>3</p>  <p>sad sat mad</p>
<p>4</p>  <p>map mat mad</p>	<p>5</p>  <p>lad log dog</p>	<p>6</p>  <p>tap pot top</p>
<p>7</p>  <p>jet wet jog</p>	<p>8</p>  <p>top tag rag</p>	<p>9</p>  <p>not cat cut</p>
<p>10</p>  <p>rat rug bug</p>	<p>11</p>  <p>bat run bun</p>	<p>12</p>  <p>hill hit pill</p>
<p>13</p>  <p>dog dig dad</p>	<p>14</p>  <p>rat rip rug</p>	<p>15</p>  <p>top dog dot</p>

Making New Words with Word Families



Word Families

-ad, -ap, -at

Add letters

l, p, d

___ ad

___ ad

___ ad

Add letters

t, m n

___ ap

___ ap

___ ap

Add letters

s, f, b

___ at

___ at

___ at

Word Families

-end, -ent, -et

Add letters

m, s, b

___ end

___ end

___ end

Add letters

c, t, s

___ ent

___ ent

___ ent

Add letters

v, l, m

___ et

___ et

___ et

Word Families

-ig, -in, -ip

Add letters

p, w, d

___ ig

___ ig

___ ig

Add letters

f, t, p

___ in

___ in

___ in

Add letters

l, d, s

___ ip

___ ip

___ ip

Word Families

-ond, -op, -ot

Add letters

b, f, p

___ ond

___ ond

___ ond

Add letters

m, t, st

___ op

___ op

___ op

Add letters

t, d, n

___ ot

___ ot

___ ot

Words Beginning with Digraph wh

A digraph is 2 consonants that make 1 sound.

Use each word in a short sentence or give it a meaning.

word	Sentence/Meaning
while	
white	
wheel	
where	
when	
who	
why	
whale	
wheat	
what	
which	
whip	

Put these 3 words in alphabetical order

which _____

what _____

wheat _____



Week of _____
Day _____



Digraphs at the Beginning and Ending of Words

A digraph is a pair of letters that make one sound. The digraphs in this lesson are ch, sh, and ck.

Directions:

The following list of words has digraphs at the beginning and/or at the end of the words. Write the word in the column that tells whether the digraph is heard at the beginning or the end of the word.

Read the words when you've completed the exercise.

Word List			
beach	chip	catch	shell
champ	shed	cash	mash
dish	choose	chin	wish
sheep	peach	patch	shower

Beginning		End	
ch-	sh-	-ch	-sh

-ck Digraph


Two consonants that make one sound
Always appears at the end of a word

1 back
2 black
3 rack
4 quack
5 lack
6 rock
7 sock
8 block
9 pick
10 sick

lock
flock
crack
knack
track
sack
tack
lick
deck
prick

trick
kick
chick
wick
brick
neck
struck
truck
wreck
tick

Select 3 words from the above lists and use them in a sentence.



Sorting Words with Short Vowels

Read each word in the Word Bank.

What vowel is in each word?

Write the word in the column with the correct heading.

WORD BANK				
bad	bed	men	bud	pop
top	him	pot	wet	mop
hip	big	bug	dip	fog
gum	mom	vet	lip	rap
let	but	van	kit	jet
hug	fox	ran	yes	fat
lot	cob	mug	sit	jam
rag	cup	tug	sob	did
red	hat	fun	leg	bib
web	mud	pan	map	rip

Short a	Short e	Short i	Short o	Short u




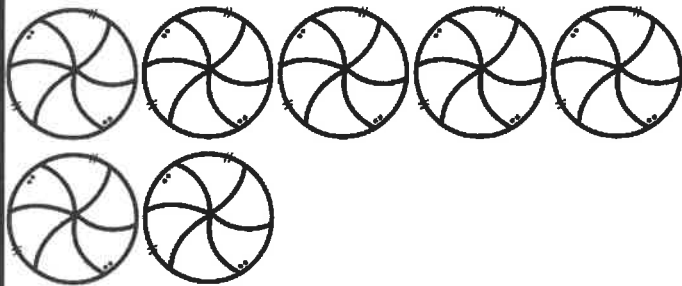


NUMBERS TO 20

Name: _____

Write your numbers from 1-20.













Count the objects and write the total.



COUNTING BY 2'S

Name: _____

Count by 2's to fill in the missing numbers.



COUNTING BY 5'S











Name: _____

Count by 5's to fill in the missing numbers.










COUNTING BY 10'S Name: _____









Count by 10's and write each number in a star.



Name: _____

What's the Missing Number?

1	2	3	4	5	6	7	8	9	10
11		13	14	15	16	17	18	19	20
21	22	23	24	25		27	28	29	30
31	32	33	34	35	36	37	38	39	
41	42	43	44	45	46	47	48	49	50
51	52	53		55	56	57	58	59	60
61	62	63	64	65	66	67	68		70
71	72	73	74	75	76		78	79	80
81	82	83	84	85		87	88	89	90
	92	93	94	95	96	97	98	99	100

	=	<input type="text"/>		=	<input type="text"/>		=	<input type="text"/>		=	<input type="text"/>
	=	<input type="text"/>		=	<input type="text"/>		=	<input type="text"/>		=	<input type="text"/>

ADDING WITHIN 10 Name: _____

Add to find the sum.

$5+4=$ _____

$8+2=$ _____

$6+3=$ _____

$1+5=$ _____

$4+6=$ _____

$2+3=$ _____



SUBTRACTING WITHIN 10

Name: _____

Subtract to find the difference.

$8-5=$ _____


$10-6=$ _____

$9-2=$ _____

$7-5=$ _____


$5-3=$ _____

$6-5=$ _____



Name: _____

First Grade Reading Log



Read **WITH** your child **EVERY** night for at least 20 minutes.

Date	Book/Poem Title(s)	Parent Signature
Monday		
Tuesday		
Wednesday		
Thursday		
Friday		

Complete the **Reading Response** on the back.

Reading Response

1. Which book did you like the best? _____
2. What was your favorite part? Use pictures, labels, and words (a sentence) to write about your favorite part.

