

Rising 3rd Grade Summer Homework- QoA

In order to keep your child on track academically and reinforce skills necessary for 3rd grade success, I highly recommend completing the following activities over the summer.



Math (PICK AT LEAST 2)

1. Practice addition, subtraction, or place value skills on IXL for a total of 100 minutes (online)
2. Skip Counting Rock-n-Roll
3. Drop it!
4. Rollin' with Word Problems
5. Number Mania

Reading (PICK AT LEAST 3)

Choose 3 activities from the "Reading Response Board" in your packet to complete over the summer.

Spelling/ Language Arts (PICK AT LEAST 3)

Using the spelling list provided in your summer packet, complete at least 3 of the activities on the "Spelling Activities Choice Board."

I hope you have an amazing summer!









Skip Counting **ROCK 'n' ROLL**

-Materials: Hundreds Chart, Dice, Paper, and Pencil

-Choose a number on your hundreds chart. Then roll the dice and complete the task on the chart below. Record your work on paper.



	Start at your number and count by 10s until you get to a number higher than 300.
	Start at your number and count by 100s until you get to a number higher than 800.
	Start at your number and count back by ones to fill up one whole line on your paper.
	Start at your number and count by 2s until you reach 100.
	Start at your number and count back by 10s until you reach zero.
	Start at your number and count by 5s until you reach a number higher than 100.



Drop It!







Drop two counters onto the game board and add or subtract the two numbers. Record your equations on a piece of paper. Do at least 12 addition problems and 12 subtraction problems.

7	9	15	8	3
4	6	2	14	9
5	8	12	20	10
13	10	6	7	9
8	4	6	3	7
14	8	16	5	11
5	2	12	8	9
18	7	1	4	6

Rollin' With Word Problems

-Materials: Dice, Paper, and Pencil

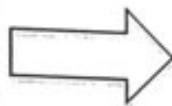
-Roll the dice and then use the directions to write a word problem.

	Write a word problem that involves food items and two-digit numbers.
	Write a word problem with at least 3 numbers.
	Write a word problem that you have to use subtraction to solve.
	Write a word problem that you have to use addition to solve.
	Write a word problem that talks about sports.
	Write a word problem that has two steps to solve it.



Number Mania

Use dice to roll a two-digit or three-digit number.



EXPANDED FORM

T	H	T	O

word form

ADDITION EQUATION
USING THE NUMBER

SUBTRACTION EQUATION
USING THE NUMBER

+10

-10

+100

-100

Reading Response Board: Creativity

Read your book and choose a response question. Write or discuss your answer to the question. Color the checkmark when you are done!

<input checked="" type="checkbox"/> Create a commercial to persuade others to read this book.	<input checked="" type="checkbox"/> Illustrate a book cover that is different from the actual cover. Why did you design it this way?	<input checked="" type="checkbox"/> Write a letter to the author of the book. Ask questions and share your thoughts.
<input checked="" type="checkbox"/> Describe at least 3 cause and effect examples in detail. Make a t-chart to show your examples.	<input checked="" type="checkbox"/> Create a theme song with lyrics for this book. (Think about the events, plot and people/characters)	<input checked="" type="checkbox"/> Write a poem about your book. (Think events, plot, characters, conflict, etc.)
<input checked="" type="checkbox"/> Pretend that you are the author and will be writing a sequel to this book. Explain what should happen.	<input checked="" type="checkbox"/> Make a comic strip retelling the main events of the story or text.	<input checked="" type="checkbox"/> Design a timeline showing important dates or events, in sequence, from your text.

Spelling Activities Choice Board

DIRECTIONS: Cross out each activity that you complete.
Complete **at least THREE** of the activities below with the list provided.

ABC Order – write your words in ABC order.	Secret Agent Code – create a secret code for each letter of the alphabet, then write your words in code.	Bubble Letters – write each word using bubble letters.	Conversation Words – use as many words as you can to write a conversation between two people. Be sure to use quotation marks. Underline the words you used.
Fun and Games – make two copies of your list on index cards and use to play a Memory game or Go Fish!	Type 'em – type each word 3 times each. This task can be printed out and returned as part of your summer packet.	Cursive – practice writing your spelling words in cursive.	Play-doh OR Pasta – create your words out of Play-doh (or pasta!) and take a photo of them.
Story Writing – write a story using all of your spelling words.	Art Work Spelling – write each word, then draw a picture to go along with it.	Fitness Fun – make a hopscotch board or use a jump rope, and spell out your words as you play. Take a picture to show your teacher when you return.	Vowel Circle – write each word and circle all the vowels.

SUMMER SPELLING LIST- Rising 3rd Grade

1. crop
2. spoke
3. lay
4. load
5. math
6. three
7. plan
8. mile
9. open
10. thing
11. save
12. easy
13. yellow
14. today
15. dream
16. tie
17. stuff
18. watch
19. clock
20. gift
21. class
22. skip
23. life
24. think
25. talk